

Factsheet PORT 1



Technical Details

Physical Dimensions (W×H×D)	126×290×84 mm (4.96×11.41×3.30 inch)
Mounting Height	964 mm (37.95 inch) to lower edge
Screen	7" Display, 600×1024 pixel, touch panel
Energy Consumption	max. 9 W per PORT
Standby Mode	yes, due to proximity sensor
Supply	24–48 VDC or PoE (IEEE 802.3af)
Card Reader	supports all common RFID tags (all tags have to be pre-qualified by our test service center before use!)
Range of Application	temperature: 0 to 45 °C (14 to 113 °F) humidity: 0 to 90% non-condensing for indoor use only
Optional	Handicapped Button

PORT 1




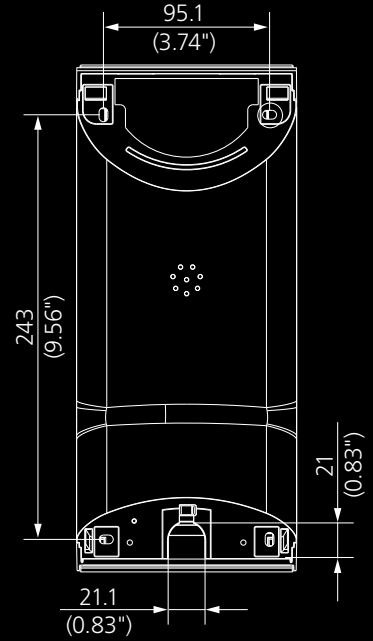
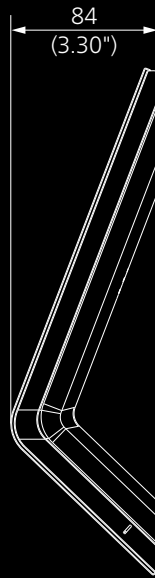
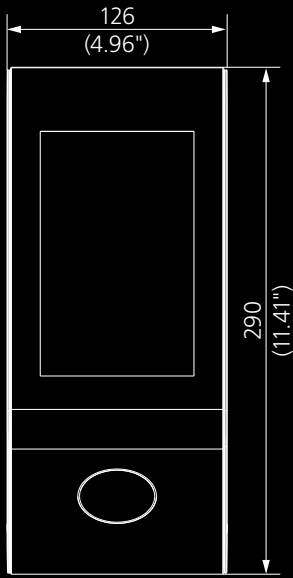
Space Gray



White Aluminum



Black Titanium



For further information including location of the Schindler office nearest you, please visit:
www.schindler.com

Schindler Elevator Ltd.
 Zugerstrasse 13
 CH-6030 Ebikon
 Switzerland
 Phone +41 (0)41 445 31 31
 Fax +41 (0)41 445 52 97

porttechnology@schindler.com
www.theporttechnology.com

Copyright © 2018 INVENTIO AG
 Note: all data is for guidance only & is subject to changes without notice. 59905310, Version 1



All dimensions are in mm (inches)