

Factsheet PORT 1.1W wall-mount



Technical Details

Physical Dimensions (WxHxD)	126.5 x 284 x 77 mm (4.98 x 11.18 x 3.03 inch)
Mounting Height	964 mm (37.95 inch) to lower edge
Screen	7" Display, 480 x 800 pixel, touch panel
Energy Consumption	max. 5 W per PORT
Standby Mode	yes, due to proximity sensor
Supply	24-48 VDC or PoE (IEEE 802.3af)
Card Reader Frequency	13.56 MHz
Card Reader Protocols	ISO14443A, ISO14443B-2B, ISO14443B-3B, ISO15693
Standard Card Types	Mifare Classic, Mifare 1K, Mifare 4K (all other cards have to be pre-qualified by our test service center before use!)
Range of Application	temperature: 0 to 60 °C (14 to 140 °F) humidity: 0 to 90% non-condensing protection rating IP31 for internal use only

PORT 1.1W wall-mount



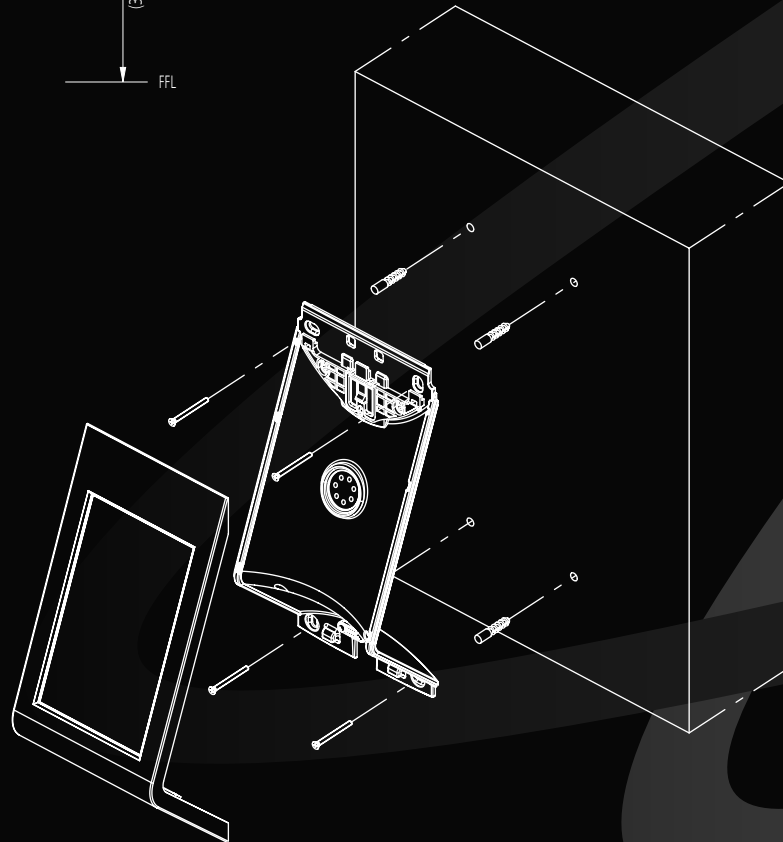
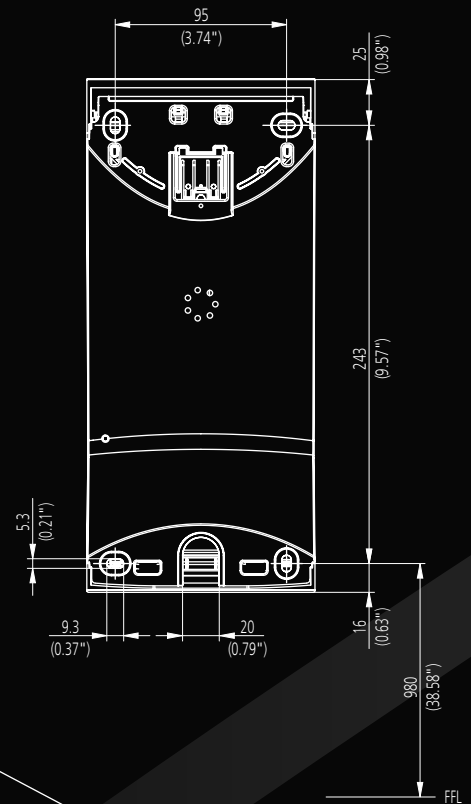
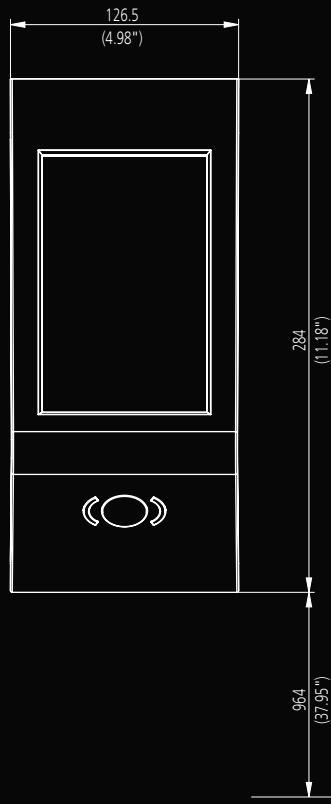
Silver grey



Pearl white



Black matt



For further information including location of the Schindler office nearest you, please visit:

www.us.schindler.com

porttechnology@ch.schindler.com
www.theporttechnology.com

U.S. Headquarters
Schindler Elevator Corporation
20 Whippany Road, P.O. Box 1935
Morristown, New Jersey 07962-1935
Tel. 973.397.6500

Canada Headquarters
Schindler Elevator Corporation
40 Cowdray Court
Scarborough, Ontario M1S 1A1
Tel. 416.332.8280

Copyright © 2011 INVENTIO AG
Note: all data is for guidance only & is subject to changes without notice. 59903201 - Version 1



All dimensions are in mm (inches)